

North Carolina Community College System

Staff Information

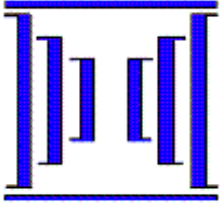
Full-Time Staff by Area of Responsibility

ANNTBL76

Reporting Year: 2002-2003

Last Refresh on : 5/29/2003

College Name	Faculty	Senior Administration	Service Maintenance	Staff	Support	Technical Paraprofessional	Total
Alamance CC	77	6		37	21	29	170
Asheville-Buncombe TCC	120	5	46	56	51	17	295
Beaufort County CC	69	5	12	25	22	18	151
Bladen CC	31	4		23	19	5	82
Blue Ridge CC	66	6	13	27	17	23	152
Brunswick CC	31	6	17	24	13	20	111
Caldwell CC & TI	99	6	17	54	16	48	240
Cape Fear CC	179	7	17	36	57	52	348
Carteret CC	47	4	10	30	17	15	123
Catawba Valley CC	105	4	10	54	34	36	243
Central Carolina CC	152	4	9	44	77	21	307
Central Piedmont CC	301	7	43	189	121	142	803
Cleveland CC	64	5	11	28	17	9	134
Coastal Carolina CC	120	4	19	48	34	36	261
College of The Albemarle	75	7	13	39	3	26	163
Craven CC	58	4	12	53	18	17	162
Davidson County CC	77	5	8	46	39		175

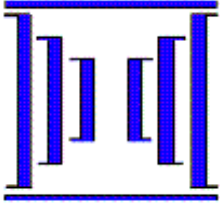


North Carolina Community College System
Staff Information
Full-Time Staff by Area of Responsibility
ANNTBL76

Reporting Year: 2002-2003

Last Refresh on : 5/29/2003

College Name	Faculty	Senior Administration	Service Maintenance	Staff	Support	Technical Paraprofessional	Total
Durham TCC	118	4	5	56	23	24	230
Edgecombe CC	88	5	2	42	17	12	166
Fayetteville TCC	271	6	124	87	88	71	647
Forsyth TCC	155	6	40	62	56	37	356
Gaston College	116	3	24	45	32	63	283
Guilford TCC	225	6	77	75	68	47	498
Halifax CC	65	3	8	17	23	36	152
Haywood CC	57	5	16	26	25	5	134
Isothermal CC	56	5	20	29	27	33	170
James Sprunt CC	52	4	8	16	27	32	139
Johnston CC	112	6	11	30	42	28	229
Lenoir CC	86	4	20	36	24	16	186
Martin CC	31	4	10	18	10	5	78
Mayland CC	44	7	4	30	8	23	116
McDowell TCC	47	3	5	24	15	23	117
Mitchell CC	62	4	14	16	29	28	153
Montgomery CC	30	6	4	14	7	10	71

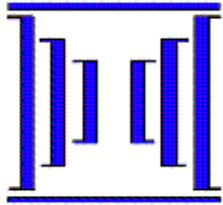


North Carolina Community College System
Staff Information
Full-Time Staff by Area of Responsibility
ANNTBL76

Reporting Year: 2002-2003

Last Refresh on : 5/29/2003

College Name	Faculty	Senior Administration	Service Maintenance	Staff	Support	Technical Paraprofessional	Total
Nash CC	75	5	7	27	14	23	151
Pamlico CC	22	4	1	16	10	4	57
Piedmont CC	74	4	13	39	26	16	172
Pitt CC	147	22	19	43	38	46	315
Randolph CC	58	2	19	34	36	12	161
Richmond CC	65	4	12	37	19	8	145
Roanoke-Chowan CC	34	5	8	21	22	1	91
Robeson CC	75	5	16	34	19	23	172
Rockingham CC	62	4	16	25	23	29	159
Rowan-Cabarrus CC	100	9	14	35	29	37	224
Sampson CC	54	5	10	18	21	12	120
Sandhills CC	124	4	22	43	17	33	243
Southeastern CC	76	4	10	56	32	22	200
South Piedmont CC	52	5	5	33	16	19	130
Southwestern CC	65	5	20	59	20	11	180
Stanly CC	60	7	10	32	12	15	136
Surry CC	97	7	15	28	31	24	202



North Carolina Community College System
Staff Information
Full-Time Staff by Area of Responsibility
ANNTBL76

Reporting Year: 2002-2003

Last Refresh on : 5/29/2003

College Name	Faculty	Senior Administration	Service Maintenance	Staff	Support	Technical Paraprofessional	Total
Tri-County CC	35	4	4	13	7	12	75
Vance-Granville CC	125	3	16	55	36	38	273
Wake TCC	299	8	14	123	86	22	552
Wayne CC	104	7	25	37	27	27	227
Western Piedmont CC	65	5	8	34	31	22	165
Wilkes CC	66	8	39	43	24	17	197
Wilson TCC	52	6	13	22	17	21	131
Total:	5,272	312	985	2,343	1,710	1,501	12,123

	Faculty	Senior Administration	Service Maintenance	Staff	Support	Technical Paraprofessional	Total
1998-1999	4,563	307	947	1,898	1,445	1,547	10,707
1999-2000	4,814	289	972	1,980	1,504	1,657	11,216
2000-2001	5,068	311	907	2,322	1,673	1,451	11,732
2001-2002	5,202	318	956	2,344	1,733	1,515	12,068
2002-2003	5,272	312	985	2,343	1,710	1,501	12,123