

North Carolina Community College System

Course/FTE Information

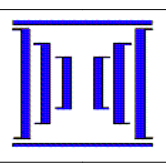
Community Service Annualized FTE

ANNTBL55

Reporting Period: 2002-2003

Last Refresh on: 06/02/04

| Colleges | Spring | Summer | Fall | 2002-2003 Annual | 2001-2002 Annual | 2000-2001 Annual |
|------------------------|--------|--------|------|------------------|------------------|------------------|
| Alamance CC | 14 | -0 | 0 | 14 | 56 | 19 |
| Asheville-Buncombe TCC | 19 | 13 | 21 | 53 | 55 | 31 |
| Beaufort County CC | 13 | 2 | 5 | 20 | 41 | 25 |
| Bladen CC | 4 | 0 | 2 | 6 | 8 | 9 |
| Blue Ridge CC | 5 | 7 | -0 | 11 | 11 | 12 |
| Brunswick CC | 12 | 1 | 2 | 16 | 23 | 14 |
| Caldwell CC & TI | 10 | 4 | 0 | 13 | 25 | 25 |
| Cape Fear CC | 12 | 12 | 21 | 45 | 33 | 0 |
| Carteret CC | 1 | 0 | 0 | 1 | 7 | 17 |
| Catawba Valley CC | 16 | 2 | 11 | 29 | 34 | 27 |
| Central Carolina CC | 10 | 4 | 1 | 15 | 31 | 29 |
| Central Piedmont CC | 0 | 0 | 0 | 0 | 2 | 3 |
| Cleveland CC | 26 | 0 | 0 | 26 | 54 | 57 |
| Coastal Carolina CC | 8 | 5 | 9 | 22 | 35 | 34 |
| Craven CC | 16 | 0 | 4 | 20 | 12 | 7 |
| Davidson County CC | 2 | 0 | 1 | 3 | 7 | 2 |
| Durham TCC | -0 | 6 | 0 | 6 | 14 | 6 |
| Edgecombe CC | 5 | 1 | 4 | 10 | 13 | 12 |
| Fayetteville TCC | 35 | 31 | 52 | 117 | 125 | 131 |
| Forsyth TCC | 23 | 4 | 0 | 27 | 40 | 52 |
| Gaston College | 4 | 0 | 0 | 5 | 7 | 20 |
| Guilford TCC | 28 | 10 | 9 | 47 | 71 | 81 |
| Halifax CC | 10 | 2 | -0 | 12 | 22 | 20 |
| Haywood CC | 4 | 4 | 1 | 9 | 10 | 3 |
| Isothermal CC | 0 | 0 | 0 | 0 | 3 | 0 |
| James Sprunt CC | 10 | 5 | 6 | 20 | 22 | 31 |
| Johnston CC | 3 | 2 | 7 | 12 | 12 | 13 |
| Lenoir CC | 13 | 5 | 11 | 29 | 26 | 23 |
| Martin CC | 15 | 10 | 14 | 39 | 37 | 33 |
| Mayland CC | 3 | 0 | 0 | 3 | 8 | 8 |
| McDowell TCC | 4 | 0 | 4 | 9 | 17 | 19 |
| Mitchell CC | 0 | 2 | 0 | 2 | 4 | 6 |
| Montgomery CC | 3 | 1 | 4 | 7 | 6 | 5 |
| Nash CC | 8 | 8 | 0 | 17 | 20 | 16 |
| Pamlico CC | 6 | 1 | 5 | 12 | 13 | 5 |
| Piedmont CC | 14 | 4 | 4 | 22 | 33 | 18 |



North Carolina Community College System

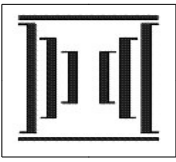
Course/FTE Information

Community Service Annualized FTE

ANNTBL55

Reporting Period: 2002-2003 Last Refresh on: 06/02/04

| Colleges | Spring | Summer | Fall | 2002-2003 Annual | 2001-2002 Annual | 2000-2001 Annual |
|------------------------|------------|------------|------------|------------------|------------------|------------------|
| Pitt CC | 5 | 0 | 0 | 5 | 8 | 12 |
| Randolph CC | 9 | 0 | 0 | 9 | 22 | 4 |
| Richmond CC | 2 | 3 | 0 | 5 | 4 | 1 |
| Roanoke-Chowan CC | 16 | 8 | 1 | 25 | 41 | 51 |
| Robeson CC | 10 | 0 | 10 | 21 | 25 | 8 |
| Rockingham CC | 8 | 1 | 2 | 11 | 20 | 20 |
| Rowan-Cabarrus CC | 8 | 0 | 2 | 10 | 24 | 14 |
| Sampson CC | 15 | 3 | 14 | 32 | 26 | 40 |
| Sandhills CC | 3 | -0 | 4 | 7 | 2 | 1 |
| Southeastern CC | 11 | 5 | 9 | 24 | 35 | 42 |
| South Piedmont CC | 3 | 0 | 1 | 4 | 6 | 2 |
| Stanly CC | 6 | 0 | 0 | 6 | 11 | 15 |
| Surry CC | 17 | 5 | 10 | 31 | 47 | 45 |
| Tri-County CC | 12 | 6 | 13 | 31 | 32 | 35 |
| Vance-Granville CC | 8 | 3 | 12 | 23 | 14 | 18 |
| Wake TCC | 49 | 31 | 51 | 130 | 158 | 174 |
| Wayne CC | 7 | 4 | 7 | 17 | 36 | 50 |
| Western Piedmont CC | 13 | 10 | 5 | 28 | 40 | 45 |
| Wilkes CC | 13 | 1 | 13 | 27 | 25 | 12 |
| Wilson TCC | 22 | 13 | 16 | 51 | 66 | 97 |
| Total 2002-2003 | 586 | 241 | 368 | 1,196 | 0 | 0 |
| Total 2001-2002 | 668 | 356 | 557 | 0 | 1,581 | 0 |
| Total 2000-2001 | 579 | 260 | 662 | 0 | 0 | 1,501 |



North Carolina Community College System

Course/FTE Information

Community Service Annualized FTE

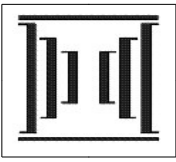
Ranked by Annual FTE

ANNTBL55

Last Refresh on: 06/02/04

Reporting Period: 2002-2003

| Rank | Colleges | Spring | Summer | Fall | 2002-2003 Annual | 2001-2002 Annual | 2000-2001 Annual |
|------|------------------------|--------|--------|------|------------------|------------------|------------------|
| 1 | Wake TCC | 49 | 31 | 51 | 130 | 158 | 174 |
| 2 | Fayetteville TCC | 35 | 31 | 52 | 117 | 125 | 131 |
| 3 | Asheville-Buncombe TCC | 19 | 13 | 21 | 53 | 55 | 31 |
| 4 | Wilson TCC | 22 | 13 | 16 | 51 | 66 | 97 |
| 5 | Guilford TCC | 28 | 10 | 9 | 47 | 71 | 81 |
| 6 | Cape Fear CC | 12 | 12 | 21 | 45 | 33 | 0 |
| 7 | Martin CC | 15 | 10 | 14 | 39 | 37 | 33 |
| 8 | Sampson CC | 15 | 3 | 14 | 32 | 26 | 40 |
| 9 | Surry CC | 17 | 5 | 10 | 31 | 47 | 45 |
| 10 | Tri-County CC | 12 | 6 | 13 | 31 | 32 | 35 |
| 11 | Lenoir CC | 13 | 5 | 11 | 29 | 26 | 23 |
| 12 | Catawba Valley CC | 16 | 2 | 11 | 29 | 34 | 27 |
| 13 | Western Piedmont CC | 13 | 10 | 5 | 28 | 40 | 45 |
| 14 | Wilkes CC | 13 | 1 | 13 | 27 | 25 | 12 |
| 15 | Forsyth TCC | 23 | 4 | 0 | 27 | 40 | 52 |
| 16 | Cleveland CC | 26 | 0 | 0 | 26 | 54 | 57 |
| 17 | Roanoke-Chowan CC | 16 | 8 | 1 | 25 | 41 | 51 |
| 18 | Southeastern CC | 11 | 5 | 9 | 24 | 35 | 42 |
| 19 | Vance-Granville CC | 8 | 3 | 12 | 23 | 14 | 18 |
| 20 | Coastal Carolina CC | 8 | 5 | 9 | 22 | 35 | 34 |
| 21 | Piedmont CC | 14 | 4 | 4 | 22 | 33 | 18 |
| 22 | Robeson CC | 10 | 0 | 10 | 21 | 25 | 8 |
| 23 | Beaufort County CC | 13 | 2 | 5 | 20 | 41 | 25 |
| 24 | James Sprunt CC | 10 | 5 | 6 | 20 | 22 | 31 |
| 25 | Craven CC | 16 | 0 | 4 | 20 | 12 | 7 |
| 26 | Wayne CC | 7 | 4 | 7 | 17 | 36 | 50 |
| 27 | Nash CC | 8 | 8 | 0 | 17 | 20 | 16 |
| 28 | Brunswick CC | 12 | 1 | 2 | 16 | 23 | 14 |
| 29 | Central Carolina CC | 10 | 4 | 1 | 15 | 31 | 29 |
| 30 | Alamance CC | 14 | -0 | 0 | 14 | 56 | 19 |
| 31 | Caldwell CC & TI | 10 | 4 | 0 | 13 | 25 | 25 |
| 32 | Pamlico CC | 6 | 1 | 5 | 12 | 13 | 5 |
| 33 | Johnston CC | 3 | 2 | 7 | 12 | 12 | 13 |
| 34 | Halifax CC | 10 | 2 | -0 | 12 | 22 | 20 |
| 35 | Blue Ridge CC | 5 | 7 | -0 | 11 | 11 | 12 |



North Carolina Community College System

Course/FTE Information

Community Service Annualized FTE

Ranked by Annual FTE

ANNTBL55

Last Refresh on: 06/02/04

Reporting Period: 2002-2003

| Rank | Colleges | Spring | Summer | Fall | 2002-2003 Annual | 2001-2002 Annual | 2000-2001 Annual |
|------|------------------------|------------|------------|------------|------------------|------------------|------------------|
| 36 | Rockingham CC | 8 | 1 | 2 | 11 | 20 | 20 |
| 37 | Edgecombe CC | 5 | 1 | 4 | 10 | 13 | 12 |
| 38 | Rowan-Cabarrus CC | 8 | 0 | 2 | 10 | 24 | 14 |
| 39 | Randolph CC | 9 | 0 | 0 | 9 | 22 | 4 |
| 40 | McDowell TCC | 4 | 0 | 4 | 9 | 17 | 19 |
| 41 | Haywood CC | 4 | 4 | 1 | 9 | 10 | 3 |
| 42 | Montgomery CC | 3 | 1 | 4 | 7 | 6 | 5 |
| 43 | Sandhills CC | 3 | -0 | 4 | 7 | 2 | 1 |
| 44 | Durham TCC | -0 | 6 | 0 | 6 | 14 | 6 |
| 45 | Bladen CC | 4 | 0 | 2 | 6 | 8 | 9 |
| 46 | Stanly CC | 6 | 0 | 0 | 6 | 11 | 15 |
| 47 | Richmond CC | 2 | 3 | 0 | 5 | 4 | 1 |
| 48 | Pitt CC | 5 | 0 | 0 | 5 | 8 | 12 |
| 49 | Gaston College | 4 | 0 | 0 | 5 | 7 | 20 |
| 50 | South Piedmont CC | 3 | 0 | 1 | 4 | 6 | 2 |
| 51 | Davidson County CC | 2 | 0 | 1 | 3 | 7 | 2 |
| 52 | Mayland CC | 3 | 0 | 0 | 3 | 8 | 8 |
| 53 | Mitchell CC | 0 | 2 | 0 | 2 | 4 | 6 |
| 54 | Carteret CC | 1 | 0 | 0 | 1 | 7 | 17 |
| 55 | Central Piedmont CC | 0 | 0 | 0 | 0 | 2 | 3 |
| 56 | Isothermal CC | 0 | 0 | 0 | 0 | 3 | 0 |
| | Total 2002-2003 | 586 | 241 | 368 | 1,196 | 0 | 0 |
| | Total 2001-2002 | 668 | 356 | 557 | 0 | 1,581 | 0 |
| | Total 2000-2001 | 579 | 260 | 662 | 0 | 0 | 1,501 |