

North Carolina Community College System

Course/FTE Information

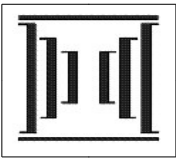
Non-Occupational Self-Supported FTE

ANNTBL57

Reporting Period: 2002-2003

Last Refresh on: 06/02/04

Colleges	Spring	Summer	Fall	2002-2003 Annual	2001-2002 Annual	2000-2001 Annual
Alamance CC	9	11	17	37	16	43
Asheville-Buncombe TCC	24	16	25	65	46	73
Beaufort County CC	7	5	9	21	21	29
Bladen CC	1	1	1	4	5	5
Blue Ridge CC	35	16	33	84	80	60
Brunswick CC	10	10	11	31	23	27
Caldwell CC & TI	6	7	3	15	17	15
Cape Fear CC	16	7	8	32	55	88
Carteret CC	4	1	3	7	6	4
Catawba Valley CC	7	20	8	36	35	59
Central Carolina CC	2	6	9	17	5	12
Central Piedmont CC	29	23	32	84	77	66
Cleveland CC	2	3	12	16	5	4
Coastal Carolina CC	12	12	12	36	21	20
College of The Albemarle	8	3	6	16	17	16
Craven CC	6	6	12	23	26	24
Davidson County CC	1	3	3	7	6	13
Durham TCC	6	1	4	10	2	11
Edgecombe CC	1	1	1	2	1	2
Fayetteville TCC	1	3	0	4	6	7
Forsyth TCC	17	21	38	76	86	81
Gaston College	8	4	8	20	27	17
Guilford TCC	35	21	35	91	104	119
Halifax CC	0	0	2	3	1	3
Haywood CC	8	6	12	27	33	38
Isothermal CC	41	22	34	98	106	110
James Sprunt CC	8	4	7	19	18	14
Johnston CC	10	7	10	27	29	26
Lenoir CC	20	9	15	44	49	57
Martin CC	0	0	0	0	0	1
Mayland CC	3	4	4	11	10	8
McDowell TCC	5	1	2	9	7	5
Mitchell CC	11	10	16	37	30	25
Montgomery CC	1	0	0	1	1	2
Nash CC	1	1	12	15	9	8
Pitt CC	-0	3	2	4	3	10



North Carolina Community College System

Course/FTE Information

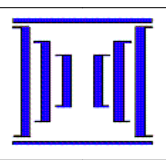
Non-Occupational Self-Supported FTE

ANNTBL57

Reporting Period: 2002-2003

Last Refresh on: 06/02/04

Colleges	Spring	Summer	Fall	2002-2003 Annual	2001-2002 Annual	2000-2001 Annual
Randolph CC	11	13	18	42	35	47
Roanoke-Chowan CC	0	0	7	7	1	0
Robeson CC	1	4	0	5	1	10
Rockingham CC	5	14	7	27	20	19
Rowan-Cabarrus CC	4	4	8	17	3	2
Sampson CC	3	6	4	13	13	9
Sandhills CC	8	5	7	21	36	30
Southeastern CC	0	0	0	1	2	1
South Piedmont CC	5	2	3	10	8	6
Southwestern CC	5	3	3	12	14	14
Stanly CC	1	1	1	3	1	0
Surry CC	16	16	20	52	21	8
Tri-County CC	0	1	1	3	2	4
Vance-Granville CC	7	3	1	11	25	20
Wake TCC	1	4	4	9	2	2
Wayne CC	8	5	7	20	9	2
Western Piedmont CC	7	4	7	18	12	10
Wilkes CC	1	3	1	6	5	22
Wilson TCC	0	0	0	1	1	1
Total 2002-2003	440	355	508	1,303	0	0
Total 2001-2002	429	292	476	0	1,197	0
Total 2000-2001	475	358	478	0	0	1,310



North Carolina Community College System

Course/FTE Information

Non-Occupational Self-Supported FTE

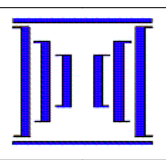
Ranked by Annual FTE

ANNTBL57

Last Refresh on: 06/02/04

Reporting Period: 2002-2003

Rank	Colleges	Spring	Summer	Fall	2002-2003 Annual	2001-2002 Annual	2000-2001 Annual
1	Isothermal CC	41	22	34	98	106	110
2	Guilford TCC	35	21	35	91	104	119
3	Central Piedmont CC	29	23	32	84	77	66
4	Blue Ridge CC	35	16	33	84	80	60
5	Forsyth TCC	17	21	38	76	86	81
6	Asheville-Buncombe TCC	24	16	25	65	46	73
7	Surry CC	16	16	20	52	21	8
8	Lenoir CC	20	9	15	44	49	57
9	Randolph CC	11	13	18	42	35	47
10	Mitchell CC	11	10	16	37	30	25
11	Alamance CC	9	11	17	37	16	43
12	Coastal Carolina CC	12	12	12	36	21	20
13	Catawba Valley CC	7	20	8	36	35	59
14	Cape Fear CC	16	7	8	32	55	88
15	Brunswick CC	10	10	11	31	23	27
16	Johnston CC	10	7	10	27	29	26
17	Rockingham CC	5	14	7	27	20	19
18	Haywood CC	8	6	12	27	33	38
19	Craven CC	6	6	12	23	26	24
20	Beaufort County CC	7	5	9	21	21	29
21	Sandhills CC	8	5	7	21	36	30
22	Wayne CC	8	5	7	20	9	2
23	Gaston College	8	4	8	20	27	17
24	James Sprunt CC	8	4	7	19	18	14
25	Western Piedmont CC	7	4	7	18	12	10
26	Rowan-Cabarrus CC	4	4	8	17	3	2
27	Central Carolina CC	2	6	9	17	5	12
28	College of The Albemarle	8	3	6	16	17	16
29	Cleveland CC	2	3	12	16	5	4
30	Caldwell CC & TI	6	7	3	15	17	15
31	Nash CC	1	1	12	15	9	8
32	Sampson CC	3	6	4	13	13	9
33	Southwestern CC	5	3	3	12	14	14
34	Vance-Granville CC	7	3	1	11	25	20
35	Mayland CC	3	4	4	11	10	8



North Carolina Community College System

Course/FTE Information

Non-Occupational Self-Supported FTE

Ranked by Annual FTE

ANNTBL57

Last Refresh on: 06/02/04

Reporting Period: 2002-2003

Rank	Colleges	Spring	Summer	Fall	2002-2003 Annual	2001-2002 Annual	2000-2001 Annual
36	South Piedmont CC	5	2	3	10	8	6
36	Durham TCC	6	1	4	10	2	11
38	Wake TCC	1	4	4	9	2	2
39	McDowell TCC	5	1	2	9	7	5
40	Roanoke-Chowan CC	0	0	7	7	1	0
41	Carteret CC	4	1	3	7	6	4
42	Davidson County CC	1	3	3	7	6	13
43	Wilkes CC	1	3	1	6	5	22
44	Robeson CC	1	4	0	5	1	10
45	Pitt CC	-0	3	2	4	3	10
46	Fayetteville TCC	1	3	0	4	6	7
47	Bladen CC	1	1	1	4	5	5
48	Halifax CC	0	0	2	3	1	3
49	Stanly CC	1	1	1	3	1	0
50	Tri-County CC	0	1	1	3	2	4
51	Edgecombe CC	1	1	1	2	1	2
52	Southeastern CC	0	0	0	1	2	1
53	Montgomery CC	1	0	0	1	1	2
54	Wilson TCC	0	0	0	1	1	1
55	Martin CC	0	0	0	0	0	1
	Total 2002-2003	440	355	508	1,303	0	0
	Total 2001-2002	429	292	476	0	1,197	0
	Total 2000-2001	475	358	478	0	0	1,310