

North Carolina Community College System

Course/FTE Continuing Education

Human Resources Development Annualized FTE

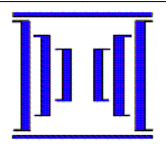
ANNTBL49

Reporting Year: 2002-2003

Last Refresh on: 06/02/04

Colleges	Spring	Summer	Fall	2002-2003 Annual	2001-2002 Annual	2000-2001 Annual
Alamance CC	4	2	3	9	9	9
Asheville-Buncombe TCC	13	7	14	34	48	45
Beaufort County CC	1	1	1	3	9	10
Bladen CC	18	15	34	68	28	7
Blue Ridge CC	8	5	14	27	22	11
Brunswick CC	9	3	8	20	11	7
Caldwell CC & TI	6	7	10	24	24	28
Cape Fear CC	5	7	14	25	15	30
Carteret CC	3	1	4	7	6	8
Catawba Valley CC	11	8	13	32	24	16
Central Carolina CC	8	2	6	16	22	29
Central Piedmont CC	12	14	21	47	24	51
Cleveland CC	6	14	6	27	18	10
Coastal Carolina CC	8	8	14	30	11	29
College of The Albemarle	8	2	5	14	38	38
Craven CC	7	2	9	18	15	20
Davidson County CC	8	6	8	21	17	20
Durham TCC	12	8	13	33	18	9
Edgecombe CC	6	12	26	44	17	13
Fayetteville TCC	21	15	23	59	83	71
Forsyth TCC	3	6	8	17	9	20
Gaston College	4	5	20	30	32	26
Guilford TCC	3	6	8	17	30	38
Halifax CC	4	0	1	5	6	9
Haywood CC	1	1	2	4	6	7
Isothermal CC	3	2	3	8	8	12
James Sprunt CC	0	2	2	4	6	15
Johnston CC	5	3	8	16	22	22
Lenoir CC	11	6	12	28	42	32
Martin CC	6	1	5	11	16	15
Mayland CC	1	2	13	17	15	20
McDowell TCC	13	8	10	31	32	23
Mitchell CC	13	6	13	31	27	11
Montgomery CC	6	0	0	7	2	5
Nash CC	6	5	8	19	22	21
Pamlico CC	0	5	10	15	13	17

Note: condition with Department Prefix Code = HRD



North Carolina Community College System

Course/FTE Continuing Education

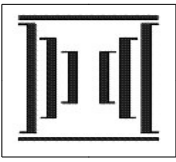
Human Resources Development Annualized FTE

ANNTBL49

Reporting Year: 2002-2003

Last Refresh on: 06/02/04

Colleges	Spring	Summer	Fall	2002-2003 Annual	2001-2002 Annual	2000-2001 Annual
Piedmont CC	12	7	19	38	46	48
Pitt CC	8	8	8	24	18	12
Randolph CC	5	5	8	17	11	6
Richmond CC	14	6	10	30	50	57
Roanoke-Chowan CC	0	0	6	6	1	2
Robeson CC	16	15	19	50	24	19
Rockingham CC	11	5	6	22	26	27
Rowan-Cabarrus CC	5	12	10	27	31	46
Sampson CC	19	20	16	55	61	69
Sandhills CC	8	1	4	13	7	7
Southeastern CC	3	5	13	21	18	39
South Piedmont CC	37	28	40	105	108	73
Southwestern CC	12	6	12	30	12	11
Stanly CC	3	2	5	10	4	4
Surry CC	9	5	13	27	17	12
Tri-County CC	4	0	0	4	9	5
Vance-Granville CC	6	10	22	38	22	33
Wake TCC	27	35	53	115	40	36
Wayne CC	29	16	51	96	18	7
Western Piedmont CC	8	17	12	37	37	21
Wilkes CC	10	2	2	15	22	11
Wilson TCC	0	0	1	1	12	18
Total 2002-2003	499	400	699	1,599	0	0
Total 2001-2002	560	325	458	0	1,343	0
Total 2000-2001	465	316	536	0	0	1,317



North Carolina Community College System

Course/FTE Continuing Education

Human Resources Development Annualized FTE

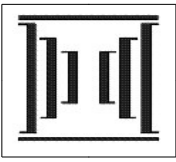
ANNTBL49

Ranked by Annual FTE

Last Refresh on: 06/02/04

Reporting Year: 2002-2003

Rank	Colleges	Spring	Summer	Fall	2002-2003 Annual	2001-2002 Annual	2000-2001 Annual
1	Wake TCC	27	35	53	115	40	36
2	South Piedmont CC	37	28	40	105	108	73
3	Wayne CC	29	16	51	96	18	7
4	Bladen CC	18	15	34	68	28	7
5	Fayetteville TCC	21	15	23	59	83	71
6	Sampson CC	19	20	16	55	61	69
7	Robeson CC	16	15	19	50	24	19
8	Central Piedmont CC	12	14	21	47	24	51
9	Edgecombe CC	6	12	26	44	17	13
10	Vance-Granville CC	6	10	22	38	22	33
11	Piedmont CC	12	7	19	38	46	48
12	Western Piedmont CC	8	17	12	37	37	21
13	Asheville-Buncombe TCC	13	7	14	34	48	45
14	Durham TCC	12	8	13	33	18	9
15	Catawba Valley CC	11	8	13	32	24	16
16	Mitchell CC	13	6	13	31	27	11
17	McDowell TCC	13	8	10	31	32	23
18	Richmond CC	14	6	10	30	50	57
19	Gaston College	4	5	20	30	32	26
20	Southwestern CC	12	6	12	30	12	11
21	Coastal Carolina CC	8	8	14	30	11	29
22	Lenoir CC	11	6	12	28	42	32
23	Surry CC	9	5	13	27	17	12
24	Blue Ridge CC	8	5	14	27	22	11
25	Rowan-Cabarrus CC	5	12	10	27	31	46
26	Cleveland CC	6	14	6	27	18	10
27	Cape Fear CC	5	7	14	25	15	30
28	Pitt CC	8	8	8	24	18	12
29	Caldwell CC & TI	6	7	10	24	24	28
30	Rockingham CC	11	5	6	22	26	27
31	Southeastern CC	3	5	13	21	18	39
32	Davidson County CC	8	6	8	21	17	20
33	Brunswick CC	9	3	8	20	11	7
34	Nash CC	6	5	8	19	22	21
35	Craven CC	7	2	9	18	15	20



North Carolina Community College System

Course/FTE Continuing Education

Human Resources Development Annualized FTE

ANNTBL49

Ranked by Annual FTE

Last Refresh on: 06/02/04

Reporting Year: 2002-2003

Rank	Colleges	Spring	Summer	Fall	2002-2003 Annual	2001-2002 Annual	2000-2001 Annual
36	Randolph CC	5	5	8	17	11	6
37	Mayland CC	1	2	13	17	15	20
38	Forsyth TCC	3	6	8	17	9	20
39	Guilford TCC	3	6	8	17	30	38
40	Central Carolina CC	8	2	6	16	22	29
41	Johnston CC	5	3	8	16	22	22
42	Pamlico CC	0	5	10	15	13	17
43	Wilkes CC	10	2	2	15	22	11
44	College of The Albemarle	8	2	5	14	38	38
45	Sandhills CC	8	1	4	13	7	7
46	Martin CC	6	1	5	11	16	15
47	Stanly CC	3	2	5	10	4	4
48	Alamance CC	4	2	3	9	9	9
49	Isothermal CC	3	2	3	8	8	12
50	Carteret CC	3	1	4	7	6	8
51	Montgomery CC	6	0	0	7	2	5
52	Roanoke-Chowan CC	0	0	6	6	1	2
53	Halifax CC	4	0	1	5	6	9
54	Haywood CC	1	1	2	4	6	7
55	James Sprunt CC	0	2	2	4	6	15
56	Tri-County CC	4	0	0	4	9	5
57	Beaufort County CC	1	1	1	3	9	10
58	Wilson TCC	0	0	1	1	12	18
	Total 2002-2003	499	400	699	1,599	0	0
	Total 2001-2002	560	325	458	0	1,343	0
	Total 2000-2001	465	316	536	0	0	1,317