

North Carolina Community College System


Course/FTE Information System

Transitional Program Annualized FTE

ANNTBL41

Reporting Period: 2002-2003 Last Refresh on: 6/2/2004

Colleges	Fall	Spring	2002-2003 Annual	2001-2002 Annual	2000-2001 Annual
Alamance CC	190	158	348	420	272
Asheville-Buncombe TCC	501	480	982	970	868
Beaufort County CC	77	82	158	178	128
Bladen CC	51	50	101	333	311
Blue Ridge CC	110	95	205	198	167
Brunswick CC	22	22	44	41	44
Caldwell CC & TI	148	145	293	319	272
Cape Fear CC	154	133	287	273	212
Carteret CC	89	80	168	293	323
Catawba Valley CC	191	183	374	328	335
Central Carolina CC	230	174	404	380	364
Central Piedmont CC	1,839	1,572	3,411	3,602	2,650
Cleveland CC	208	159	367	374	313
Coastal Carolina CC	79	74	153	167	125
College of The Albemarle	182	142	323	240	216
Craven CC	84	83	167	153	171
Davidson County CC	118	99	217	298	380
Durham TCC	462	410	872	812	696
Edgecombe CC	124	134	258	252	225
Fayetteville TCC	640	625	1,265	1,405	1,322
Forsyth TCC	188	173	361	391	401
Gaston College	79	85	164	181	198
Guilford TCC	236	206	442	459	414
Halifax CC	26	18	44	46	54
Haywood CC	99	90	189	162	168
Isothermal CC	72	102	174	172	192
James Sprunt CC	66	56	122	162	152
Johnston CC	199	184	383	302	237
Lenoir CC	94	109	203	220	234
Martin CC	18	21	38	40	40
Mayland CC	88	73	161	123	72
McDowell TCC	46	38	84	85	88
Mitchell CC	49	59	108	109	113
Montgomery CC	28	29	58	51	56
Nash CC	93	76	169	144	153
Pamlico CC	11	6	17	17	19



North Carolina Community College System

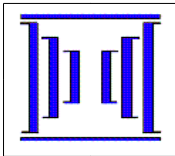
Course/FTE Information System

Transitional Program Annualized FTE

ANNTBL41

Reporting Period: 2002-2003 Last Refresh on: 6/2/2004

Colleges	Fall	Spring	2002-2003 Annual	2001-2002 Annual	2000-2001 Annual
Piedmont CC	172	172	343	345	357
Pitt CC	236	166	402	396	441
Randolph CC	62	62	124	106	83
Richmond CC	22	44	66	72	64
Roanoke-Chowan CC	31	22	52	28	44
Robeson CC	26	33	59	44	57
Rockingham CC	59	70	129	116	102
Rowan-Cabarrus CC	157	124	281	273	292
Sampson CC	27	33	59	74	93
Sandhills CC	101	98	200	204	140
Southeastern CC	79	79	158	114	102
South Piedmont CC	148	131	279	230	224
Southwestern CC	79	72	152	205	160
Stanly CC	68	74	142	154	150
Surry CC	161	139	301	264	223
Tri-County CC	53	51	104	113	92
Vance-Granville CC	282	281	562	657	650
Wake TCC	215	200	415	475	565
Wayne CC	75	72	146	156	157
Western Piedmont CC	87	80	168	151	143
Wilkes CC	78	61	139	129	114
Wilson TCC	61	68	129	149	154
Total 2002-2003	9,167	8,356	17,523	0	0
Total 2001-2002	9,414	8,744	0	18,157	0
Total 2000-2001	8,299	8,094	0	0	16,393



North Carolina Community College System

Course/FTE Information System

Transitional Program Annualized FTE

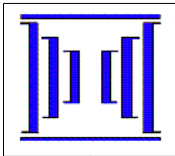
ANNTBL41

Ranked by Annual FTE

Last Refresh on: 6/2/2004

Reporting Period: 2002-2003

Rank	Colleges	Fall	Spring	2002-2003 Annual	2001-2002 Annual	2000-2001 Annual
1	Central Piedmont CC	1,839	1,572	3,411	3,602	2,650
2	Fayetteville TCC	640	625	1,265	1,405	1,322
3	Asheville-Buncombe TCC	501	480	982	970	868
4	Durham TCC	462	410	872	812	696
5	Vance-Granville CC	282	281	562	657	650
6	Guilford TCC	236	206	442	459	414
7	Wake TCC	215	200	415	475	565
8	Central Carolina CC	230	174	404	380	364
9	Pitt CC	236	166	402	396	441
10	Johnston CC	199	184	383	302	237
11	Catawba Valley CC	191	183	374	328	335
12	Cleveland CC	208	159	367	374	313
13	Forsyth TCC	188	173	361	391	401
14	Alamance CC	190	158	348	420	272
15	Piedmont CC	172	172	343	345	357
16	College of The Albemarle	182	142	323	240	216
17	Surry CC	161	139	301	264	223
18	Caldwell CC & TI	148	145	293	319	272
19	Cape Fear CC	154	133	287	273	212
20	Rowan-Cabarrus CC	157	124	281	273	292
21	South Piedmont CC	148	131	279	230	224
22	Edgecombe CC	124	134	258	252	225
23	Davidson County CC	118	99	217	298	380
24	Blue Ridge CC	110	95	205	198	167
25	Lenoir CC	94	109	203	220	234
26	Sandhills CC	101	98	200	204	140
27	Haywood CC	99	90	189	162	168
28	Isothermal CC	72	102	174	172	192
29	Nash CC	93	76	169	144	153
30	Carteret CC	89	80	168	293	323
31	Western Piedmont CC	87	80	168	151	143
32	Craven CC	84	83	167	153	171
33	Gaston College	79	85	164	181	198
34	Mayland CC	88	73	161	123	72
35	Beaufort County CC	77	82	158	178	128
36	Southeastern CC	79	79	158	114	102



North Carolina Community College System

Course/FTE Information System

Transitional Program Annualized FTE

ANNTBL41

Ranked by Annual FTE

Last Refresh on: 6/2/2004

Reporting Period: 2002-2003

Rank	Colleges	Fall	Spring	2002-2003 Annual	2001-2002 Annual	2000-2001 Annual
37	Coastal Carolina CC	79	74	153	167	125
38	Southwestern CC	79	72	152	205	160
39	Wayne CC	75	72	146	156	157
40	Stanly CC	68	74	142	154	150
41	Wilkes CC	78	61	139	129	114
42	Rockingham CC	59	70	129	116	102
43	Wilson TCC	61	68	129	149	154
44	Randolph CC	62	62	124	106	83
45	James Sprunt CC	66	56	122	162	152
46	Mitchell CC	49	59	108	109	113
47	Tri-County CC	53	51	104	113	92
48	Bladen CC	51	50	101	333	311
49	McDowell TCC	46	38	84	85	88
50	Richmond CC	22	44	66	72	64
51	Sampson CC	27	33	59	74	93
52	Robeson CC	26	33	59	44	57
53	Montgomery CC	28	29	58	51	56
54	Roanoke-Chowan CC	31	22	52	28	44
55	Brunswick CC	22	22	44	41	44
56	Halifax CC	26	18	44	46	54
57	Martin CC	18	21	38	40	40
58	Pamlico CC	11	6	17	17	19
	Total 2002-2003	9,167	8,356	17,523	0	0
	Total 2001-2002	9,414	8,744	0	18,157	0
	Total 2000-2001	8,299	8,094	0	0	16,393