

North Carolina Community College System

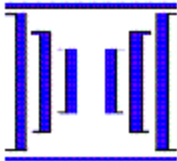
Course/FTE Information System

Certificate Program Annualized FTE

ANNTBL37

Reporting Period: 2004-2005

Last Refresh on: 7/12/2005



Colleges	Fall	Spring	2004-2005 Annual	2003-2004 Annual	2002-2003 Annual
Alamance CC	81	56	137	138	150
Asheville-Buncombe TCC	52	72	123	123	149
Beaufort County CC	21	26	47	40	40
Bladen CC	20	15	36	38	44
Blue Ridge CC	75	70	146	167	177
Brunswick CC	51	45	96	100	116
Caldwell CC & TI	105	131	235	245	268
Cape Fear CC	181	197	378	425	343
Carteret CC	46	48	95	100	81
Catawba Valley CC	74	86	160	176	169
Central Carolina CC	338	278	616	612	620
Central Piedmont CC	115	106	221	200	229
Cleveland CC	88	63	151	125	120
Coastal Carolina CC	61	53	114	121	142
College of The Albemarle	55	40	94	115	108
Craven CC	30	22	53	60	46
Davidson County CC	169	120	289	276	275
Durham TCC	65	27	92	73	67
Edgecombe CC	11	6	17	33	16
Fayetteville TCC	29	58	87	84	84
Forsyth TCC	104	101	205	153	138
Gaston College	73	119	193	198	202
Guilford TCC	19	23	42	49	61
Halifax CC	70	85	155	145	160
Haywood CC	32	29	61	69	87
Isothermal CC	33	36	69	72	93
James Sprunt CC	67	44	111	130	113
Johnston CC	336	238	574	642	699
Lenoir CC	80	78	158	165	133
Martin CC	9	9	17	20	30
Mayland CC	184	154	338	295	273
McDowell TCC	53	41	94	127	144
Mitchell CC	99	38	137	115	92
Montgomery CC	27	49	76	71	78
Nash CC	45	28	72	79	77
Pamlico CC	58	58	116	83	96
Piedmont CC	187	186	373	344	349

North Carolina Community College System

Course/FTE Information System

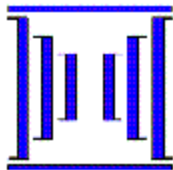
Certificate Program Annualized FTE

Ranked by Annual FTE

ANNTBL37

Reporting Period: 2004-2005

Last Refresh on: 7/12/2005



Rank	Colleges	Fall	Spring	2004-2005 Annual	2003-2004 Annual	2002-2003 Annual
1	Central Carolina CC	338	278	616	612	620
2	Johnston CC	336	238	574	642	699
3	Cape Fear CC	181	197	378	425	343
4	Piedmont CC	187	186	373	344	349
5	Vance-Granville CC	179	191	370	324	299
6	Wake TCC	183	160	343	381	420
7	Mayland CC	184	154	338	295	273
8	Stanly CC	170	130	300	254	263
9	Davidson County CC	169	120	289	276	275
10	Rockingham CC	145	118	263	289	244
11	Caldwell CC & TI	105	131	235	245	268
12	Pitt CC	116	106	222	200	188
13	Central Piedmont CC	115	106	221	200	229
14	Forsyth TCC	104	101	205	153	138
15	Gaston College	73	119	193	198	202
16	Rowan-Cabarrus CC	88	104	192	194	184
17	Robeson CC	92	85	177	212	232
18	Catawba Valley CC	74	86	160	176	169
19	Lenoir CC	80	78	158	165	133
20	Southeastern CC	83	74	157	155	166
21	Halifax CC	70	85	155	145	160
22	Cleveland CC	88	63	151	125	120
23	Blue Ridge CC	75	70	146	167	177
24	Wayne CC	67	71	138	111	105
25	Alamance CC	81	56	137	138	150
26	Mitchell CC	99	38	137	115	92
27	Asheville-Buncombe TCC	52	72	123	123	149
28	Pamlico CC	58	58	116	83	96
29	Coastal Carolina CC	61	53	114	121	142
30	James Sprunt CC	67	44	111	130	113
31	Western Piedmont CC	60	46	106	102	94
32	South Piedmont CC	58	48	105	119	166
33	Sandhills CC	44	57	101	101	102
34	Brunswick CC	51	45	96	100	116
35	Carteret CC	46	48	95	100	81
36	College of The Albemarle	55	40	94	115	108
37	McDowell TCC	53	41	94	127	144

North Carolina Community College System

Course/FTE Information System

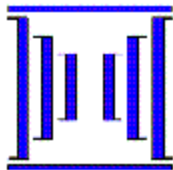
Certificate Program Annualized FTE

Ranked by Annual FTE

ANNTBL37

Reporting Period: 2004-2005

Last Refresh on: 7/12/2005



Rank	Colleges	Fall	Spring	2004-2005 Annual	2003-2004 Annual	2002-2003 Annual
38	Wilson TCC	47	45	92	126	85
39	Durham TCC	65	27	92	73	67
40	Fayetteville TCC	29	58	87	84	84
41	Montgomery CC	27	49	76	71	78
42	Sampson CC	47	29	75	64	127
43	Nash CC	45	28	72	79	77
44	Isothermal CC	33	36	69	72	93
45	Randolph CC	23	46	69	87	86
46	Richmond CC	30	31	61	66	68
47	Haywood CC	32	29	61	69	87
48	Southwestern CC	23	30	53	44	47
49	Craven CC	30	22	53	60	46
50	Beaufort County CC	21	26	47	40	40
51	Surry CC	24	22	46	72	78
52	Guilford TCC	19	23	42	49	61
53	Bladen CC	20	15	36	38	44
54	Roanoke-Chowan CC	17	15	32	31	25
55	Wilkes CC	17	13	30	59	67
56	Tri-County CC	10	11	21	23	17
57	Martin CC	9	9	17	20	30
58	Edgecombe CC	11	6	17	33	16
	Total 2004-2005	4,665	4,267	8,933	0	0
	Total 2003-2004	4,690	4,333	0	9,023	0
	Total 2002-2003	4,831	4,299	0	0	9,130

North Carolina Community College System

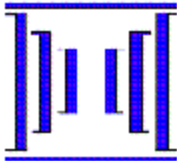
Course/FTE Information System

Certificate Program Annualized FTE

ANNTBL37

Reporting Period: 2004-2005

Last Refresh on: 7/12/2005



Colleges	Fall	Spring	2004-2005 Annual	2003-2004 Annual	2002-2003 Annual
Pitt CC	116	106	222	200	188
Randolph CC	23	46	69	87	86
Richmond CC	30	31	61	66	68
Roanoke-Chowan CC	17	15	32	31	25
Robeson CC	92	85	177	212	232
Rockingham CC	145	118	263	289	244
Rowan-Cabarrus CC	88	104	192	194	184
Sampson CC	47	29	75	64	127
Sandhills CC	44	57	101	101	102
Southeastern CC	83	74	157	155	166
South Piedmont CC	58	48	105	119	166
Southwestern CC	23	30	53	44	47
Stanly CC	170	130	300	254	263
Surry CC	24	22	46	72	78
Tri-County CC	10	11	21	23	17
Vance-Granville CC	179	191	370	324	299
Wake TCC	183	160	343	381	420
Wayne CC	67	71	138	111	105
Western Piedmont CC	60	46	106	102	94
Wilkes CC	17	13	30	59	67
Wilson TCC	47	45	92	126	85
Total 2004-2005	4,665	4,267	8,933	0	0
Total 2003-2004	4,690	4,333	0	9,023	0
Total 2002-2003	4,831	4,299	0	0	9,130