

# North Carolina Community College System

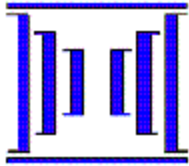
## Course/FTE Information System

### Diploma Program Annualized FTE

#### ANNTBL39

Reporting Period: 2004-2005

Last Refresh on: 7/6/2005



Colleges	Fall	Spring	2004-2005 Annual	2003-2004 Annual	2002-2003 Annual
Alamance CC	153	160	313	331	276
Asheville-Buncombe TCC	161	154	315	300	309
Beaufort County CC	94	83	177	157	152
Bladen CC	58	51	109	116	163
Blue Ridge CC	62	68	130	230	199
Brunswick CC	77	70	148	120	115
Caldwell CC & TI	287	258	546	593	550
Cape Fear CC	203	206	410	436	466
Carteret CC	62	66	128	133	125
Catawba Valley CC	113	122	235	306	267
Central Carolina CC	211	202	413	431	400
Central Piedmont CC	113	134	247	260	292
Cleveland CC	201	188	388	388	408
Coastal Carolina CC	158	154	312	322	338
College of The Albemarle	92	82	174	121	127
Craven CC	68	63	131	151	156
Davidson County CC	184	173	357	386	298
Durham TCC	86	101	186	165	178
Edgecombe CC	105	111	216	243	255
Fayetteville TCC	282	300	582	595	580
Forsyth TCC	196	174	370	373	387
Gaston College	105	107	212	256	352
Guilford TCC	161	153	314	274	188
Halifax CC	93	79	172	194	198
Haywood CC	39	39	78	92	103
Isothermal CC	91	77	168	189	296
James Sprunt CC	104	98	203	269	282
Johnston CC	97	86	183	232	273
Lenoir CC	49	52	101	104	95
Martin CC	45	37	82	84	102
Mayland CC	56	53	109	133	133
McDowell TCC	98	90	187	153	158
Mitchell CC	102	90	192	342	363
Montgomery CC	41	39	80	107	96
Nash CC	45	42	87	71	89
Pamlico CC	17	16	33	39	26
Piedmont CC	97	102	199	201	186

# North Carolina Community College System

## Course/FTE Information System

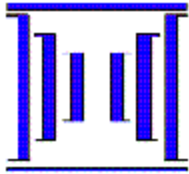
### Diploma Program Annualized FTE

#### ANNTBL39

#### Ranked by Annual FTE

Reporting Period: 2004-2005

Last Refresh on: 7/6/2005



Rank	Colleges	Fall	Spring	2004-2005 Annual	2003-2004 Annual	2002-2003 Annual
1	Rowan-Cabarrus CC	476	464	939	877	703
2	Fayetteville TCC	282	300	582	595	580
3	Caldwell CC & TI	287	258	546	593	550
4	Surry CC	253	196	449	450	459
5	Central Carolina CC	211	202	413	431	400
6	Cape Fear CC	203	206	410	436	466
7	Vance-Granville CC	224	182	406	341	262
8	Cleveland CC	201	188	388	388	408
9	Forsyth TCC	196	174	370	373	387
10	Davidson County CC	184	173	357	386	298
11	Wake TCC	180	160	339	345	393
12	Asheville-Buncombe TCC	161	154	315	300	309
13	Guilford TCC	161	153	314	274	188
14	Alamance CC	153	160	313	331	276
15	Coastal Carolina CC	158	154	312	322	338
16	Randolph CC	144	139	284	337	255
17	Pitt CC	151	117	269	299	234
18	South Piedmont CC	124	138	262	210	175
19	Central Piedmont CC	113	134	247	260	292
20	Catawba Valley CC	113	122	235	306	267
21	Edgecombe CC	105	111	216	243	255
22	Gaston College	105	107	212	256	352
23	Wilson TCC	104	107	212	208	202
24	James Sprunt CC	104	98	203	269	282
25	Piedmont CC	97	102	199	201	186
26	Southeastern CC	98	97	195	191	204
27	Mitchell CC	102	90	192	342	363
28	McDowell TCC	98	90	187	153	158
29	Durham TCC	86	101	186	165	178
30	Johnston CC	97	86	183	232	273
31	Beaufort County CC	94	83	177	157	152
32	Rockingham CC	87	89	175	163	149
33	College of The Albemarle	92	82	174	121	127
34	Halifax CC	93	79	172	194	198
35	Wayne CC	88	81	169	179	192
36	Isothermal CC	91	77	168	189	296
37	Robeson CC	76	74	150	167	200

# North Carolina Community College System

## Course/FTE Information System

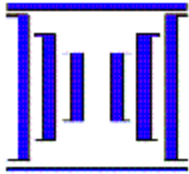
### Diploma Program Annualized FTE

#### ANNTBL39

#### Ranked by Annual FTE

Reporting Period: 2004-2005

Last Refresh on: 7/6/2005



Rank	Colleges	Fall	Spring	2004-2005 Annual	2003-2004 Annual	2002-2003 Annual
38	Brunswick CC	77	70	148	120	115
39	Craven CC	68	63	131	151	156
40	Blue Ridge CC	62	68	130	230	199
41	Carteret CC	62	66	128	133	125
42	Wilkes CC	61	61	123	130	120
43	Sampson CC	52	58	110	113	113
44	Mayland CC	56	53	109	133	133
45	Bladen CC	58	51	109	116	163
46	Lenoir CC	49	52	101	104	95
47	Sandhills CC	50	45	95	93	107
48	Western Piedmont CC	48	45	93	82	107
49	Nash CC	45	42	87	71	89
50	Martin CC	45	37	82	84	102
51	Montgomery CC	41	39	80	107	96
52	Tri-County CC	38	41	79	86	113
53	Haywood CC	39	39	78	92	103
54	Southwestern CC	42	35	77	88	85
55	Roanoke-Chowan CC	33	39	73	76	88
56	Stanly CC	26	28	53	83	84
57	Richmond CC	18	17	35	34	38
58	Pamlico CC	17	16	33	39	26
	<b>Total 2004-2005</b>	<b>6,582</b>	<b>6,293</b>	<b>12,875</b>	<b>0</b>	<b>0</b>
	<b>Total 2003-2004</b>	<b>6,866</b>	<b>6,584</b>	<b>0</b>	<b>13,451</b>	<b>0</b>
	<b>Total 2002-2003</b>	<b>6,650</b>	<b>6,615</b>	<b>0</b>	<b>0</b>	<b>13,265</b>

# North Carolina Community College System

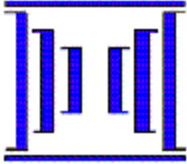
## Course/FTE Information System

### Diploma Program Annualized FTE

#### ANNTBL39

Reporting Period: 2004-2005

Last Refresh on: 7/6/2005



Colleges	Fall	Spring	2004-2005 Annual	2003-2004 Annual	2002-2003 Annual
Pitt CC	151	117	269	299	234
Randolph CC	144	139	284	337	255
Richmond CC	18	17	35	34	38
Roanoke-Chowan CC	33	39	73	76	88
Robeson CC	76	74	150	167	200
Rockingham CC	87	89	175	163	149
Rowan-Cabarrus CC	476	464	939	877	703
Sampson CC	52	58	110	113	113
Sandhills CC	50	45	95	93	107
Southeastern CC	98	97	195	191	204
South Piedmont CC	124	138	262	210	175
Southwestern CC	42	35	77	88	85
Stanly CC	26	28	53	83	84
Surry CC	253	196	449	450	459
Tri-County CC	38	41	79	86	113
Vance-Granville CC	224	182	406	341	262
Wake TCC	180	160	339	345	393
Wayne CC	88	81	169	179	192
Western Piedmont CC	48	45	93	82	107
Wilkes CC	61	61	123	130	120
Wilson TCC	104	107	212	208	202
<b>Total 2004-2005</b>	<b>6,582</b>	<b>6,293</b>	<b>12,875</b>	<b>0</b>	<b>0</b>
<b>Total 2003-2004</b>	<b>6,866</b>	<b>6,584</b>	<b>0</b>	<b>13,451</b>	<b>0</b>
<b>Total 2002-2003</b>	<b>6,650</b>	<b>6,615</b>	<b>0</b>	<b>0</b>	<b>13,265</b>