

North Carolina Community College System

Course/FTE Information

Focused Industry Training Annualized FTE ANNTBL47

Reporting Period: 2004-2005

Last Refresh on: 07/11/05

Colleges	Spring	Summer	Fall	2004-2005 Annual	2003-2004 Annual	2002-2003 Annual
Alamance CC	1	0	0	2	2	7
Asheville-Buncombe TCC	0	0	0	1	2	1
Beaufort County CC	0	0	1	1	0	0
Bladen CC	0	0	0	1	0	0
Blue Ridge CC	0	2	1	3	4	2
Brunswick CC	0	0	0	0	0	0
Caldwell CC & TI	0	0	0	1	5	4
Cape Fear CC	2	0	1	3	2	1
Carteret CC	0	0	0	0	0	0
Catawba Valley CC	1	1	3	4	3	10
Central Carolina CC	1	0	0	1	5	2
Central Piedmont CC	1	1	1	3	1	3
Cleveland CC	0	1	1	2	2	1
Coastal Carolina CC	0	0	3	4	1	2
Craven CC	0	0	1	1	1	3
Davidson County CC	3	0	3	6	8	8
Durham TCC	1	0	0	2	2	1
Edgecombe CC	0	0	1	1	2	3
Fayetteville TCC	1	2	1	4	5	4
Forsyth TCC	1	1	1	3	6	6
Gaston College	1	1	1	2	2	2
Guilford TCC	1	1	3	5	7	4
Halifax CC	1	0	1	2	6	2
Haywood CC	0	0	1	1	0	0
Isothermal CC	0	2	0	2	3	2
James Sprunt CC	1	0	0	1	4	2
Johnston CC	0	0	1	1	4	1
Lenoir CC	0	7	0	7	3	1
Martin CC	0	0	0	0	0	0
Mayland CC	0	0	0	0	0	1
McDowell TCC	0	0	1	1	4	3
Mitchell CC	0	0	3	4	4	5
Montgomery CC	0	0	0	0	1	0
Nash CC	2	0	1	4	3	7
Piedmont CC	0	1	1	2	2	3
Pitt CC	1	1	1	2	3	2
Randolph CC	2	0	2	4	9	6

North Carolina Community College System

Course/FTE Information

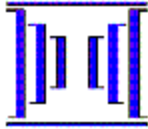
Focused Industry Training Annualized FTE

Ranked by Annual FTE

ANNTBL47

Last Refresh on: 07/11/05

Reporting Period: 2004-2005



Rank	Colleges	Spring	Summer	Fall	2004-2005 Annual	2003-2004 Annual	2002-2003 Annual
1	Wake TCC	8	7	9	23	18	30
2	Surry CC	3	1	6	10	14	5
3	Wilkes CC	3	1	5	9	7	8
4	Lenoir CC	0	7	0	7	3	1
5	Davidson County CC	3	0	3	6	8	8
6	Guilford TCC	1	1	3	5	7	4
7	Robeson CC	3	0	1	5	5	3
8	Randolph CC	2	0	2	4	9	6
9	Catawba Valley CC	1	1	3	4	3	10
10	Fayetteville TCC	1	2	1	4	5	4
11	Nash CC	2	0	1	4	3	7
12	Mitchell CC	0	0	3	4	4	5
13	Coastal Carolina CC	0	0	3	4	1	2
14	Central Piedmont CC	1	1	1	3	1	3
15	Richmond CC	0	1	1	3	2	8
16	Cape Fear CC	2	0	1	3	2	1
17	Forsyth TCC	1	1	1	3	6	6
18	Rowan-Cabarrus CC	1	1	1	3	3	3
19	Vance-Granville CC	2	0	1	3	4	3
20	Rockingham CC	1	1	1	3	4	3
21	Blue Ridge CC	0	2	1	3	4	2
22	Gaston College	1	1	1	2	2	2
23	Piedmont CC	0	1	1	2	2	3
24	Pitt CC	1	1	1	2	3	2
25	Isothermal CC	0	2	0	2	3	2
26	Cleveland CC	0	1	1	2	2	1
27	South Piedmont CC	0	0	1	2	1	2
28	Durham TCC	1	0	0	2	2	1
29	Alamance CC	1	0	0	2	2	7
30	Halifax CC	1	0	1	2	6	2
31	Wilson TCC	1	1	0	2	5	2
32	Sampson CC	0	1	1	2	0	0
33	Wayne CC	1	0	0	2	3	2
34	Johnston CC	0	0	1	1	4	1
35	Sandhills CC	1	0	0	1	2	1
36	Western Piedmont CC	0	-0	1	1	8	5

North Carolina Community College System

Course/FTE Information

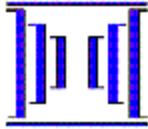
Focused Industry Training Annualized FTE

Ranked by Annual FTE

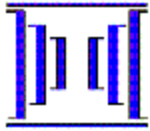
ANNTBL47

Last Refresh on: 07/11/05

Reporting Period: 2004-2005



Rank	Colleges	Spring	Summer	Fall	2004-2005 Annual	2003-2004 Annual	2002-2003 Annual
37	McDowell TCC	0	0	1	1	4	3
38	Caldwell CC & TI	0	0	0	1	5	4
39	Asheville-Buncombe TCC	0	0	0	1	2	1
40	Central Carolina CC	1	0	0	1	5	2
41	Beaufort County CC	0	0	1	1	0	0
42	Tri-County CC	1	0	-0	1	0	2
43	James Sprunt CC	1	0	0	1	4	2
44	Southeastern CC	0	1	0	1	1	0
45	Craven CC	0	0	1	1	1	3
46	Stanly CC	0	0	1	1	1	1
47	Edgecombe CC	0	0	1	1	2	3
48	Bladen CC	0	0	0	1	0	0
49	Haywood CC	0	0	1	1	0	0
49	Roanoke-Chowan CC	0	0	1	1	0	0
51	Southwestern CC	0	0	0	0	0	2
52	Montgomery CC	0	0	0	0	1	0
53	Carteret CC	0	0	0	0	0	0
53	Martin CC	0	0	0	0	0	0
55	Mayland CC	0	0	0	0	0	1
56	Brunswick CC	0	0	0	0	0	0
	Total 2004-2005	50	41	61	151	0	0
	Total 2003-2004	73	52	63	0	188	0
	Total 2002-2003	76	50	56	0	0	182



North Carolina Community College System

Course/FTE Information

Focused Industry Training Annualized FTE ANNTBL47

Reporting Period: 2004-2005

Last Refresh on: 07/11/05

Colleges	Spring	Summer	Fall	2004-2005 Annual	2003-2004 Annual	2002-2003 Annual
Richmond CC	0	1	1	3	2	8
Roanoke-Chowan CC	0	0	1	1	0	0
Robeson CC	3	0	1	5	5	3
Rockingham CC	1	1	1	3	4	3
Rowan-Cabarrus CC	1	1	1	3	3	3
Sampson CC	0	1	1	2	0	0
Sandhills CC	1	0	0	1	2	1
Southeastern CC	0	1	0	1	1	0
South Piedmont CC	0	0	1	2	1	2
Southwestern CC	0	0	0	0	0	2
Stanly CC	0	0	1	1	1	1
Surry CC	3	1	6	10	14	5
Tri-County CC	1	0	-0	1	0	2
Vance-Granville CC	2	0	1	3	4	3
Wake TCC	8	7	9	23	18	30
Wayne CC	1	0	0	2	3	2
Western Piedmont CC	0	-0	1	1	8	5
Wilkes CC	3	1	5	9	7	8
Wilson TCC	1	1	0	2	5	2
Total 2004-2005	50	41	61	151	0	0
Total 2003-2004	73	52	63	0	188	0
Total 2002-2003	76	50	56	0	0	182